


LST10 Motor Brake Removal



LST10 Motor Brake Removal

Short Description

How to remove the brakes from an LST10 Wheelchair Motor.

LST10 Motor Brake Removal




Steps

1. Remove the plastic cap from the end of the motor by removing the three screws.



2. Cut the two small wires.




LST10 Motor Brake Removal



3. Unbolt the brake that is under the cap.



4. Remove the brake and set aside.



LST10 Motor Brake Removal



5. Once the brake is removed you can put the cap back on the end of the motor.

