


Click here to see different options to wire batteries


**Disclaimer:**  
 Only qualified and experienced personnel should wire robots. SuperDroid Robots offers assembly of all their robot kits. Please see: <http://www.superdroidrobots.com/terms.htm>

Click here to properly wire a motor

Sabertooth 2x60, 2x32, 2x25, 2x12 or 2x5 Dip Switches.



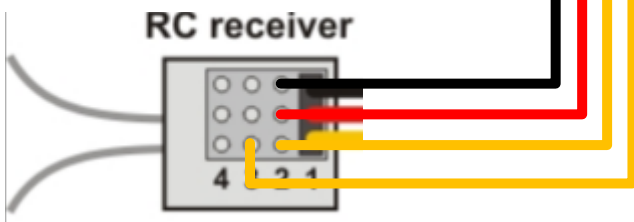
Dip Switches configuration for R/C, Mixed mode and linear control, If using Lipo Batteries move dip switch number 3 down.



Sabertooth 2x5, 2x12, 2x25, 2x32, 2x60

S1-ELEV  
 S2-AILE

Cables used to connect the receiver  
 TE-040-001



**SAFETY NOTICE:**  
 Be sure that all positive (red) battery terminals are properly fused and all wires are properly gauged according to safety standards.

**Disclaimer:**  
 Only qualified and experienced personnel should wire robots. SuperDroid Robots offers assembly of all their robot kits. Please see: <http://www.superdroidrobots.com/terms.htm>

