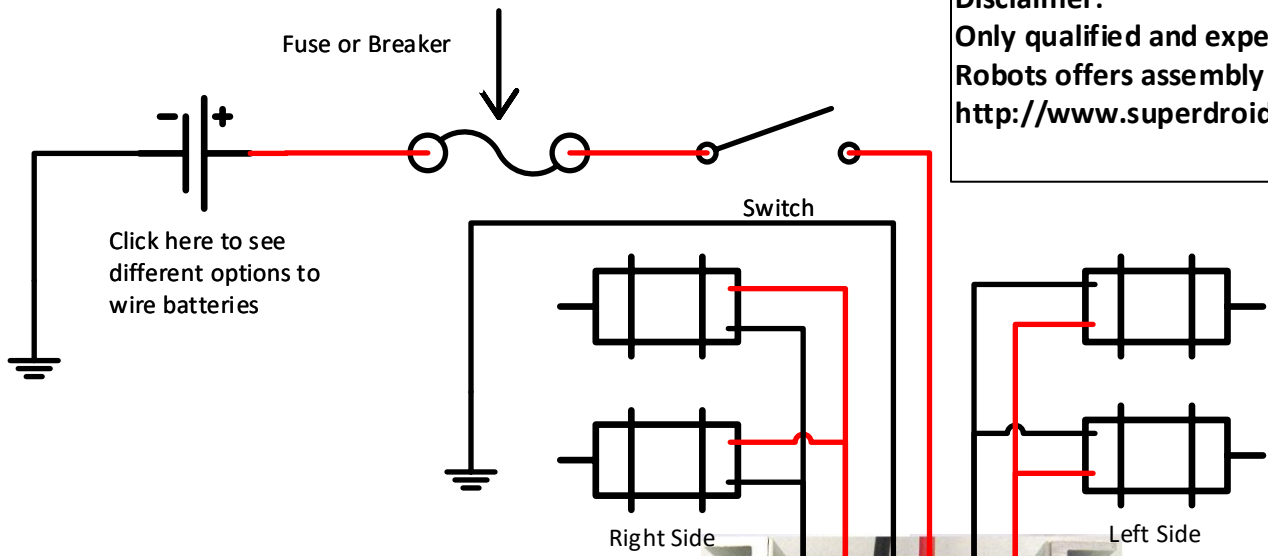



Disclaimer:
 Only qualified and experienced personnel should wire robots. SuperDroid Robots offers assembly of all their robot kits. Please see: <http://www.superdroidrobots.com/terms.htm>



Click here to see different options to wire batteries

Click here to properly wire a motor



Sabertooth 2x5, 2x12, 2x25, 2x32, 2x60

To Rx and Tx pins of Micro Controller

Tx
 Rx

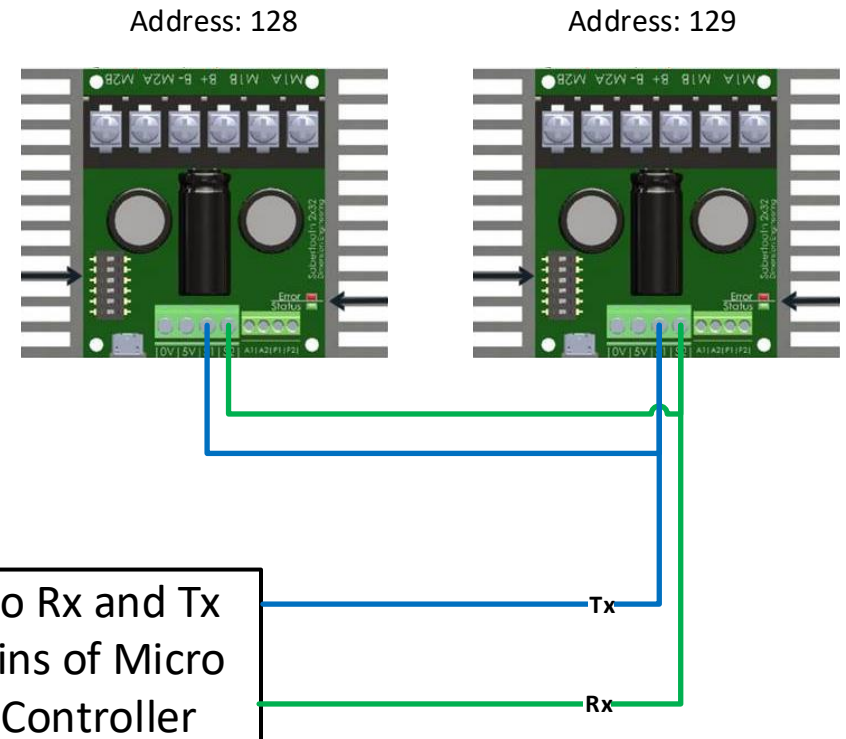
SAFETY NOTICE:
 Be sure that all positive (red) battery terminals are properly fused and all wires are properly gauged according to safety standards.

Address Byte Configuration:

Address bytes are set by switches 4, 5 and 6. Addresses start at 128 and go to 135. The switch settings for the addresses are shown in the chart below



For Multiple Motor controllers on the same serial line:



SAFETY NOTICE:

Be sure that all positive (red) battery terminals are properly fused and all wires are properly gauged according to safety standards.



SuperDroid Robots Inc

Dip Switch Settings

PAGE

2 OF 2