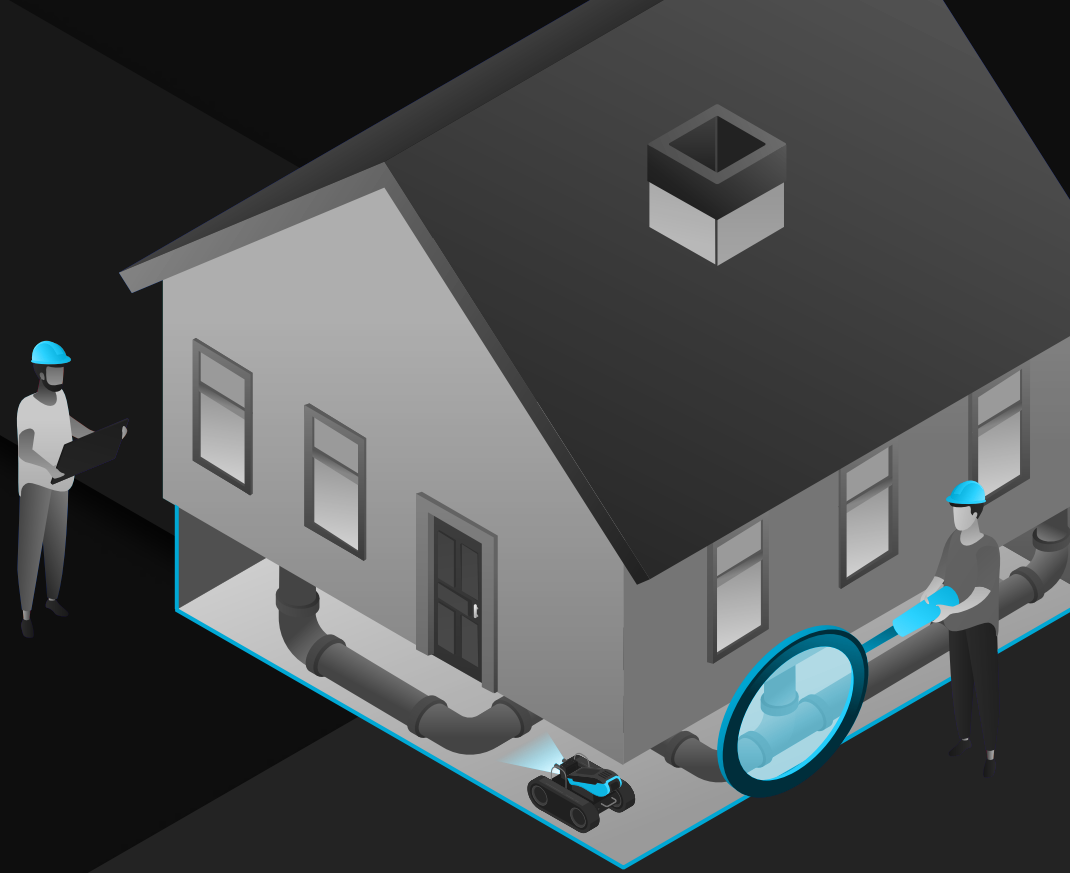


PEST CONTROL COMPANIES

12



WAYS TO MAKE
MORE MONEY WITH
INSPECTION ROBOT\$

WHILE STAYING SAFE & HAVING FUN


We built our first inspection robot over five years ago

for a home inspector looking to access tight spaces, document findings, and work safer. Since then, we've built hundreds of inspection robots for everyone from home inspectors and pest control companies to billion-dollar-manufacturing companies.



*I have the **Zoom GPK [Inspection Robot]** — I love it. I got it because in my region about half of the crawlspaces are not accessible with an opening, **not even a kid can get through.***

- Gary Risinger Jr. at Preserve Inspections



GPK-32 Inspection Robot in crawlspace

Inspection robots enhance your capabilities and range of vision without replacing your expertise.

These are remote-controlled robots that let you access tight, hard-to-reach places. They allow you to document what you find (or don't find) and do it without putting yourself in harm's way.

Most of our customers use our inspection robots to record a video overview of the entire crawlspace. They can see what the robot sees and take photos of potential issues.

With an inspection robot, a pest control technician can quickly see signs of pests, nesting areas, and if any animals or insects are currently present.



12

WAYS TO MAKE MORE MONEY WITH INSPECTION ROBOT\$

WHILE STAYING SAFE & HAVING FUN

1. Gives You Access to More Crawlspace

It's about having the right tools for the job and you'll win more work purely by being able to inspect crawlspaces most humans do not fit into because most inspection robots are <16" wide and <10" high.

Think about all of the jobs you've lost because you can't access an area just to see if there is pest problem. With an inspection robot, you no longer have to destroy a small crawlspace opening just to look around.

You can't charge for what you can't inspect, and now you have a method to seize this opportunity.

1 additional job a month @ \$300
x 12 months
= \$3,600 more a year



2. Reduces Your Risk & Exposure

Crawlspaces are nasty and may contain mold, live and decaying animals, and other hazardous materials. An inspection robot lets you see what's inside the crawlspace at a safe distance, reducing your exposure. When you need to access the crawlspace, you can do so prepared with the right tools and gear to protect yourself.



WHICH WOULD YOU PREFER?
CHECK THE SITE. WITHOUT THE BITE.



*Ever come face to face with
a rattlesnake while crawling in
a crawlspace?*

3. More Thorough Inspections

Besides getting into more crawlspaces, you can access more of the space including getting into the corners and narrow areas created by pipes, insulation, and other obstacles to see things like termite damage and nests.

Inspection robots give you the ability to see more, thus reassuring your clients that you evaluated everything.

*Doing 100 additional
pest control jobs
= \$30,000*



4. More Referrals

Who do your customers turn to for recommendations for pest control? They get referrals from a lot of sources including real estate agents, home inspectors, contractors, neighbors, and friends.

When your network knows you have a more thorough (and cooler) way to inspect for signs of pests, you'll get referred more.

Video inspections give your clients piece of mind that there is not a pest problem in high-definition proof!

Become the go-to pest control company for your network. An additional referral source allows you to establish, grow, or refine your business.

A new referral source can bring you 3-5+ clients every month!



5. Efficiency Without Sacrificing Quality

What's faster – putting on coveralls, a mask, and a headlamp and crawling around a crawlspace on your stomach with a camera or pulling an inspection robot out of the case and driving it around the crawlspace? You can see spaces via the video without crawling on the ground.

The time you save here gives you time back in your day to do more inspections, look for more work, or spend more time with your family.



6. Add Inspection Videos to Your Website

Showcase your thorough, high-definition video inspections on your website to build credibility with potential clients. Posting just one inspection every week to your blog along with a horror story of what you found and how you helped your customer adds valuable content that will increase your search engine ranking while positioning yourself as the go-to expert with commercial and residential clients.

2 additional website leads a month worth \$500 each grows your business by \$12,000 a year.

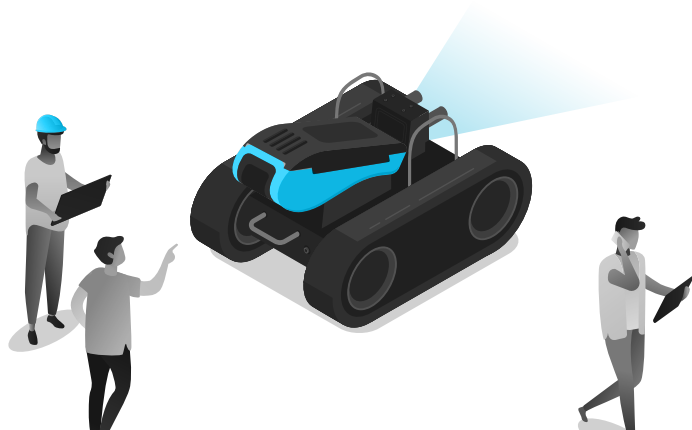


7. Attract Customers via Social Media

Videos and photos from your inspection robot make great social media content, regardless of whether you're on Facebook, Instagram, TikTok, or another channel. This content is relevant, and current, and keeps you top of mind with your customers and network. Plus, YouTube is the second biggest search engine (behind Google), and videos on YouTube help with search listings too.

Bonus points if you include those horror stories and how you helped your customers!

Staying top-of-mind with customers and referral sources via social media increases leads while reducing client churn.



8. Differentiate from Your Competitors (or Keep Up With Them)

It's hard to stand out in a competitive market and using a modern tool like an inspection robot can give you that edge, much like how some home inspectors showcase using drones for roof inspections or a roofer uses satellite images to calculate roofing estimates.

Increasing your closing rate by 10% increases your business by thousands of dollars annually.



9. Stop Replacing Expensive PPE & Worn Coveralls

Extend the life of your coveralls and masks by spending significantly less time using them while crawling on the ground in crawlspaces. Eventually, you'll want to replace the tires or tracks on your inspection robot, but not anytime soon.

Cost of coveralls, masks, and PPE
= \$100+

10. Attract Quality Employees

Cool technology attracts young, quality employees, and driving a remote-controlled robot is much more appealing than coveralls and a flashlight.


Save \$500 per job posting

11. Save on Band-aids & Snake Bite Kits

Don't take your health for granted. Crawling on the ground is tough work and you probably regularly get bumps, bruises, scratches, and even animal bites doing crawlspace inspections.

Also, rabies shots hurt a lot and can be required if you're bit by a raccoon, skunk, dog, or cat.

Reducing high insurance premiums
and deductibles for ER visits
= \$2,000+ annually!




12. Impress Clients with Quality Documentation to Get More Referrals

With an inspection robot's HD camera, you can pull up footage and discuss concerns with your clients as well as include high-resolution pictures and videos in your reports.

Inspecting hard-to-access areas and providing more detail provides more peace of mind for your clients and dramatically increases your percentage of getting both a positive testimonial and multiple referrals.

Increasing your referral rate by just 5% will exponentially grow your business year after year.



GPK-32 4WD Inspection Robot

“

*My SuperDroid [Inspection] Robot has been in approximately **1,500 crawlspace** where cheaper units may not complete the task. At \$2.25 a crawlspace, I feel it is **well worth the money** — filters, flashlights, coveralls, and bites are more expensive.*

Tony Miller

TNT Home Inspections



INSPECTION ROBOT OPTIONS

Type	Pros	Cons
RC CAR & CAMERA	Cheap	Gets stuck easily Can't see it on remote Have to repair often — spend more time & money Lacks durability Lacks resolution
CONVERTED RC CRAWLER	Fun to drive Climbs over some obstacles HD camera & video	Lacks durability Flips over Internal battery only
SUPERDROID ROBOT'S GPK-32 INSPECTION ROBOT	Professional grade Built to not get stuck HD camera & video on SD card Interchangeable battery Spotlight with tilt camera Fun to drive	Longer to recoup investment



SuperDroid Robots



*Learn more about inspection robots at
www.SuperDroidRobots.com*

